



THE DESIGN AND THERMAL ANALYSIS OF A HIGH-SPEED TRAIN BRAKE DISC

Fatih Karacam^{*}, Yigit Cakar

Trakya University, Engineering Faculty, Mechanical Engineering Department, Edirne, Türkiye

ARTICLE INFO

Article history:

Received 15 October 2025

Revised 14 November 2025

Accepted 17 November 2025

Keywords:

High-speed train, brake disc, computer-aided design, computer-aided analysis

<http://doi.org/10.62853/NKIT1021>

ABSTRACT

Brake discs used in high-speed trains are one of the most critical components of these systems. They convert a significant amount of kinetic energy into heat through friction. The high temperatures generated during the process cause thermal stresses, microstructural changes, and surface wear in the disc material, directly affecting its performance and lifespan. Therefore, investigating the tribological and thermomechanical behavior of brake discs is crucial in the optimization of safety, durability, and maintenance costs. In this study, the thermomechanical behavior of brake discs used in high-speed trains will be investigated by use of a computer-aided engineering approach. After modeling the brake disc that satisfies the specific operating conditions, thermal analysis will be performed to obtain values for temperature and heat flux. The variation of these parameters will be presented graphically, and the performance of the brake disc will be analyzed.

© 2026 Journal of the Technical University of Gabrovo. All rights reserved.

1. INTRODUCTION

The role of high-speed trains in modern transportation systems has increased significantly, and the fundamental elements of safety and performance underlying these operations have become essential. One of the most critical components ensuring the safe operation of trains is the braking system. Brake discs, in particular, play a vital role in stabilizing high kinetic energy during braking and deceleration processes. Fundamental engineering principles such as materials science, thermodynamics, and structural design are important in the design of brake discs developed for high-speed trains. In the literature, many studies have been conducted on the brake discs of high-speed trains. The primary objective of these studies is to enhance braking performance, reliability, and service life to meet increasing speed and safety requirements. While some of these studies focus on the traditional or lighter and more heat-resistant materials such as steel, aluminum or composite materials, others investigate surface coatings and tribological improvements to increase the coefficient of friction, reduce wear rates, and ensure braking stability. Some of the studies also include thermal analysis and design optimization. Ghorbel et al. [1] investigated the fundamental physical mechanisms causing noise and vibration issues commonly encountered in brake systems. The two primary causes of undesired vibrations, coupling mode and gyroscopic effects are determined. Li et al. [2] examined high-speed train brake pads manufactured from different materials. Considering the friction and wear processes during braking, tribological phenomena such as adhesion, abrasion, and thermal and chemical wear were addressed in detail. Mohanty [3] analyzed the performance of aircraft brake systems under different climatic conditions. In particular,

the responses of carbon-carbon composite brake discs to humidity, temperature, and other environmental factors were analyzed. Ma et al. [4] investigated the wear performance of brake materials during continuous braking, such as long-term and low-intensity braking without emergency braking in high-speed trains, particularly at low temperatures. Li et al. [5] focused on enhancing the steel casting material used in the manufacturing of high-speed train brake discs. It was aimed to overcome the performance limitations of existing brake disc materials, which are typically made from cast iron, and to provide a safer and more durable solution under higher speeds and loads. Mazur et al. [6] conducted a comparative study of the performance of two different types of brake pads used in railway vehicles. By examining cast-iron brake pads and cast-iron composite pads, a scientific basis for railway operators and engineers to select the most suitable type of brake pad under different conditions and requirements was provided. Pachauri et al. [7] performed a finite element analysis (FEA) of the physical phenomena occurring in disc brakes upon deceleration. Thermal and structural effects during braking were analyzed, and by the combination of these analyses, a comprehensive model related to the overall performance and safety of the braking system was presented. Hong et al. [8] investigated the combined thermal and mechanical behavior of high-speed train brake discs. The excessive heat generated during braking and the resulting stresses were analyzed. The data obtained was used in the optimization of material selection, cooling fin design, and braking strategies for brake discs. Choudhary et al. [9] studied the effect of the angle of the ventilation holes in the brake disc on the overall performance of the disc. The primary objective was to find the most suitable

^{*} Corresponding author. E-mail: fatihkar@trakya.edu.tr

ventilation hole angle that could most efficiently dissipate the excessive heat generated while maintaining the structural integrity. Roy and Rao [10] optimized the geometry of ventilated brake discs to enhance the structural integrity of the disc rotor during braking. The number, size, and shape of the ventilation holes were modified to improve critical properties of the rotor, such as thermal stress and mechanical strength. Jiguang and Fei [11] analyzed the performance of high-speed train brake discs, examining the temperature field and thermal stresses on the disc under different brake pad types and sizes. The critical impact of pad design on disc life and safety was investigated. Tsai et al. [12] investigated the dynamics of temperature changes and heat transfer during the braking process. The primary objective was to determine the thermal loads in a disc brake system and the effects of these loads on the material. Xue and Ren [13] provided a comprehensive analysis by combining the complex interactions in the brake discs of high-speed trains across three main physical domains: vibration, thermal and mechanical.

In this study, a computer aided engineering (CAE) approach is performed to a high-speed train brake disc. Initially, a numerical model of the brake disc will be developed to satisfy the prescribed operating conditions. The model will be subjected to thermal analysis to extract critical performance indicators, including, temperature and heat flux, in order to retain its structural reliability and thermal efficiency. In Fig. 1, wheel-mounted ventilated brake discs used in a high-speed train is presented.

2. DESIGN PROCESS

In the study, a computer-aided model of a ventilated brake disc, commonly used in high-speed trains, was developed. During the modeling process, the brake disc used in the study by Sha et al. [14] was taken as a reference. The main geometric parameters of the disc were determined as an outer diameter of 660 mm, an inner diameter of 380 mm, a total thickness of 108 mm, and a 68 mm high ventilation channel. Each friction surface was designed with a thickness of 30 mm, and the contact region between the brake pads and the disc was defined between R195 mm and R325 mm. These dimensions are consistent with the typical proportions reported in the literature for high-speed train brake systems. The isometric view and geometrical dimensions of the brake disc model are presented in Fig. 2.

The disc geometry was generated in two dimensions by defining the inner and outer diameters, channel gaps, and friction surfaces, and then revolved 360° to obtain the three-dimensional structure. Subsequently, 72 radial ventilation channels were created to represent the cooling system.

These channels facilitate the removal of heat generated during braking through air convection, allowing a realistic simulation of the transient thermal behavior. In Fig. 3, the cross-sectional area and the ventilation channels layout of the brake disc model are presented.

Only the main geometric features influencing the engineering behavior were preserved in the model, while minor details such as bolt holes, flanges, and small structural irregularities were omitted. This simplification was introduced to enhance computational efficiency, improve mesh quality, and ensure numerical stability during the analysis. A similar simplification approach was also adopted in the study of Sha et al. [14]. Consequently, the final three-dimensional model accurately reflects both

the geometric characteristics of high-speed train brake discs and a simplified configuration suitable for finite element thermal analysis.



Fig. 1. Wheel-mounted ventilated brake discs used in high-speed train

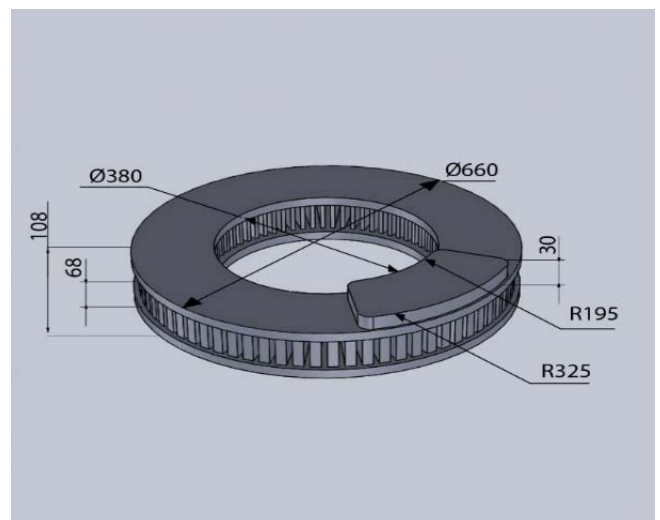


Fig. 2. Isometric view and geometrical dimensions of the brake disc model

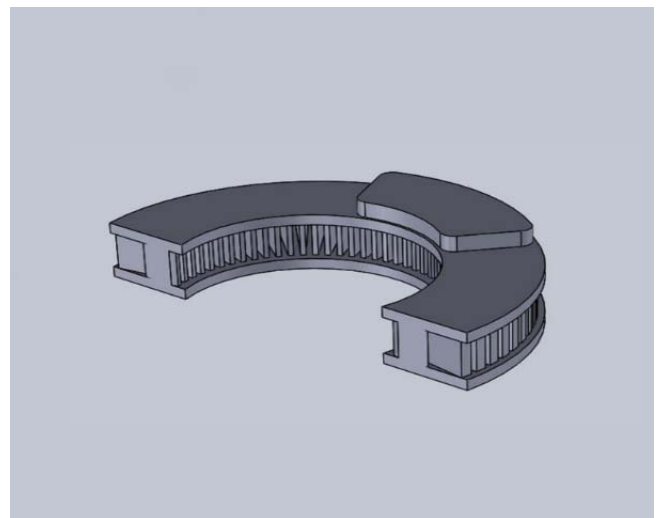


Fig. 3. Cross-sectional area of the brake disc model and the ventilation channels layout

3. ANALYSIS PROCESS

In the modeling and analysis process, cast steel was used as the material for both the brake disc and the brake pads. The selected material is widely preferred in high-speed train braking systems due to its high mechanical strength, good thermal conductivity, and ability to maintain structural stability at elevated temperatures.

The mechanical and thermal properties adopted in the analysis are summarized in Table 1. These properties enable the material to exhibit high resistance to sudden temperature variations during braking, maintaining dimensional stability and minimizing the risk of cracking or deformation. Moreover, the high elastic modulus of cast steel helps to limit stress concentrations within the contact region between the disc and the pads, thereby enhancing the mechanical reliability of the braking system.

Table 1 Mechanical and thermal properties of cast steel

Property	Value	Unit
Density	7750	kg/m ³
Young's modulus	193	GPa
Poisson's ratio	0.31	-
Bulk modulus	169.3	GPa
Shear modulus	73.66	GPa
Yield strength (tension/compression)	207	MPa
Ultimate tensile strength	586	MPa
Specific heat capacity	480	J/kg·K
Coefficient of thermal expansion	1.7×10^{-5}	1/K

In high-speed train systems, the typical operating speed is around 300 km/h, which corresponds to a linear velocity of approximately 83.3 m/s. Considering an average wheel radius of 0.46 m, the angular velocity of the wheel and consequently of the brake disc, is calculated to be about 181 rad/s. In accordance with the values reported in the literature, an angular velocity of 150 rad/s was adopted as the reference value for the analyses.

A steady-state thermal analysis was performed to determine the heat distribution on the friction surfaces of the brake disc. The analysis was conducted to examine the general temperature gradients across the disc surface and the heat propagation through the disc volume and the ventilation channels over time. In the simulation, heat generation due to the applied frictional load on the disc was considered, and the cooling effect of the air channels was incorporated into the model. According to the results, the maximum temperature on the friction surface near the braking region reached approximately 350.2 °C, while the temperature decreased to about 60 °C toward the inner and central regions of the disc. This observation indicates that intense heat generation occurs at the friction contact zone, whereas the radial ventilation channels play an effective role in dissipating the heat through convective transport. The temperature distribution demonstrates that the disc material maintained its thermal stability, confirming that the selected cast steel preserved its structural integrity under high-temperature conditions. Furthermore, the region of maximum temperature coincides with the contact area of the brake pads, showing that the model accurately represents the real operating conditions of the braking system. The temperature distribution of the brake disc is illustrated in Fig. 4.

A total heat flux analysis was also conducted to investigate how the heat generated on the disc surface during braking propagates through the material and is dissipated with the ventilation channels. The analysis is essential for evaluating the energy transfer resulting from temperature gradients and for assessing the thermal efficiency of the brake disc. According to the analysis, the maximum heat flux was found to be 0.0926 W/mm². As expected, the regions with the highest heat flux correspond to the frictional contact areas where the brake pads interact with the disc. The high temperature gradient in these regions causes heat to be conducted radially through the material and subsequently removed by convective cooling through the ventilation channels. The results demonstrate that the brake disc can dissipate heat effectively and that the channel geometry used in the design functions efficiently in terms of heat transfer. The total heat flux distribution of the brake disc is illustrated in Fig. 5.

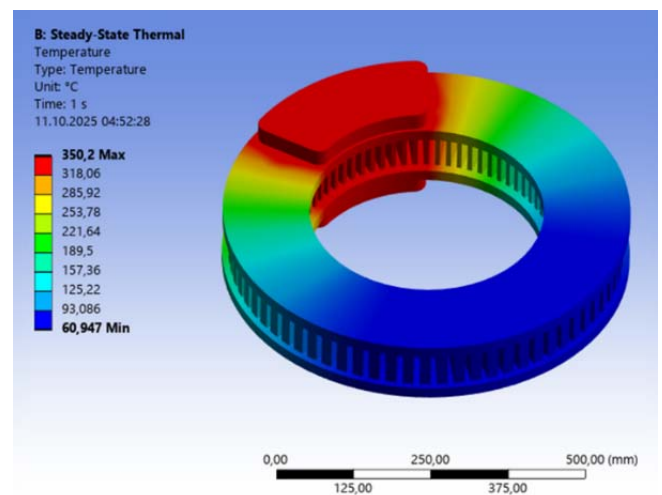


Fig. 4. The temperature distribution of the brake disc

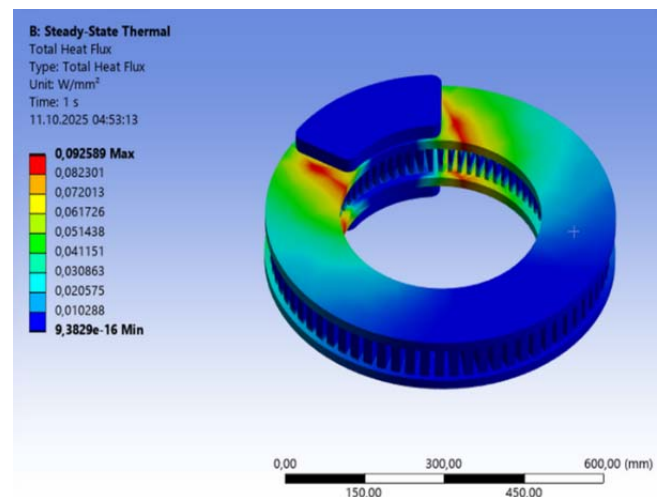


Fig. 5. The total heat flux distribution of the brake disc

A directional heat flux analysis was performed to examine the distribution of heat flow components on the surface of the brake disc. The heat propagation along specific axes within the material is evaluated. According to the results, the maximum directional heat flux was found to be 0.0621 W/mm², while the minimum value was -0.0789 W/mm². The presence of both positive and negative heat

flux values across different regions indicates that heat transfer occurs in two directions, from the center outward and from the outer surface toward the center. The bidirectional flow results from the asymmetric boundary conditions applied in the model and the unilateral positioning of the frictional contact zone. Since the braking force was applied only on one side of the disc, higher heat flux values (represented in red) were observed on the contact surface, while lower or oppositely directed flux values (represented in blue) appeared on the opposite surface.

The results reveal that heat transfer occurs not only in the radial direction but also has a significant axial component, with the ventilation channels effectively contributing to this process. Although the disc geometry itself is symmetric, the observed asymmetry in heat flux distribution is attributed to the one-sided application of the braking load and the localized heating within the frictional contact area. In Fig. 6, the directional heat flux distribution on the brake disc surface, is presented.

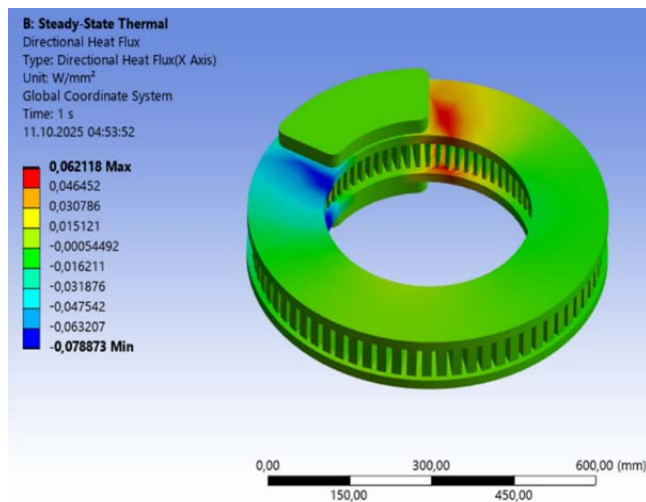


Fig. 6. The directional heat flux distribution of the brake disc

4. CONCLUSIONS

To examine the thermal behavior of the brake disc in greater detail, both the total heat flux and directional heat flux parameters were evaluated separately in the analyses. These two parameters describe the magnitude and direction of the heat generated within the disc, enabling a comprehensive assessment of its thermal performance. The total heat flux represents the total amount of energy passing through a unit surface area and includes both the magnitude and all directional components. This parameter was used to determine the overall intensity of heat transfer within the disc. The resulting total heat flux distribution indicated a high rate of energy transfer in the frictional contact regions, with the generated heat being effectively transported along the ventilation channels. Accordingly, the overall thermal efficiency of the disc was assessed based on this distribution. The directional heat flux, on the other hand, represents the component of the total heat flux along a specific axis (e.g., x , y , or z - direction). This analysis was performed to investigate the heat propagation along a given direction (such as radial or axial) and to identify regions where the direction of heat transfer changes. This parameter is particularly important for evaluating the

cooling performance of the ventilation channels. The combined assessment of these two parameters allows for a three-dimensional understanding of the heat transfer mechanisms within the brake disc, confirming the effectiveness of the ventilation channels and identifying localized temperature increases resulting from thermal imbalance.

In this study, the thermal behavior of a high-speed train brake disc was investigated. The thermal analysis revealed that the maximum surface temperature reached 350.2 °C, which is consistent with the typical operating temperature range reported in the literature. The heat distribution indicated that the temperature concentrated in the frictional contact region was effectively dissipated through the radial ventilation channels, maintaining the disc's thermal stability.

The heat flux analyses showed that the energy transfer was most intense on the friction surfaces, while the directional heat flux exhibited an asymmetric distribution due to the one-sided loading condition. These results collectively demonstrate that the current geometry and material selection provide sufficient mechanical strength and thermal performance under high-speed braking conditions.

For the future work, system efficiency can be improved and thermally induced stresses during braking can be reduced by use of optimization. The optimization parameters will include the number and width of ventilation channels, geometry of the pad contact surface, and material composition.

REFERENCES

- [1] Ghorbel A., Zghal B., Abdennadher M., Walha L., Haddar M., Investigation of friction-induced vibration in a disk brake model, including mode-coupling and gyroscopic mechanisms. Proceedings of the Institution of Mechanical Engineers, Part D: Journal of Automobile Engineering, 234 (2019) 095440701984572, doi:10.1177/0954407019845723
- [2] Li D., Mi R., Chen L., Dai J., A review of tribological behavior of brake pads for high-speed train. Proceedings of the Institution of Mechanical Engineers, Part J: Journal of Engineering Tribology, (2025) doi:10.1177/13506501251364938
- [3] Mohanty R., Climate based performance of carbon-carbon disc brake for high speed aircraft braking system. Defence Science Journal, 63 (2013) 531-538, doi:10.14429/dsj.63.3932
- [4] Ma L., Ding S., Zhang C., Huang Y., Zhang X., Study on the wear performance of high-speed railway brake materials at low temperatures under continuous braking conditions. Wear, 512-513(10) (2022) 204556, doi:10.1016/j.wear.2022.204556
- [5] Li J.S., Li H.P., Jiao B.Q., Lv B.J., Chen D.F., Gu L.L., Development of cast steel for brake disc of high-speed train. Applied Mechanics and Materials, 419 (2013) 370-375, doi:10.4028/www.scientific.net/AMM.419.370
- [6] Mazur V.L., Naidek V.L., Popov Ye.S., Comparison of cast-iron and composite brake pads with cast-iron inserts for rolling stock of railways. Metal and Casting of Ukraine, 29 (2021) 80-89, doi:10.15407/steelcast2021.02.080
- [7] Pachauri S., Gupta N.Kr., Singh N., Thermal and structural analysis of disk brake using finite element analysis. IOP Conference Series: Materials Science and Engineering, 1116 (2021) 012143, doi:10.1088/1757-899X/1116/1/012143
- [8] Hong H., Kim M., Lee H., Jeong N., Moon H., Lee E., Kim H., Suh M., Chung J., Lee J., The thermo-mechanical behavior of brake discs for high-speed railway vehicles. Journal of Mechanical Science and Technology, 33 (2019) 1711-1721, doi:10.1007/s12206-019-0323-0

- [9] Choudhary A., Jaiswal A., Kant A., Zunaid M., Ansari N.A., Coupled thermal and structural analysis of disc brake rotor with varying angle of rotation of ventilation holes. *Materials Today: Proceedings*, 56 (7) (2022), doi:10.1016/j.matpr.2022.02.490
- [10] Roy I., Rao A.B., Optimization of ventilated brake disc rotor geometry for enhanced structural characteristics. *Journal of Measurements in Engineering*, 8 (98) (2020), doi:10.21595/jme.2020.21399
- [11] Jiguang C., Fei G., Temperature field and thermal stress analyses of high-speed train brake disc under pad variations. *The Open Mechanical Engineering Journal*, 9 (2015) 371-378, doi:10.2174/1874155X01509010371
- [12] Tsai H.L., Teo H.G., Gau C., Jenq S.T., Lee C.C., Lin S.W., Lin S.C. Transient thermal analysis of a disk brake system. *The 14th National Computational Fluid Dynamics Conference*, 1-16, 2007. Taiwan
- [13] Xue H., Ren H. Vibration-thermal-mechanical coupling characteristics analysis of the brake disc in high-speed trains. *Heat Transfer Research*, 56(11) (2025) 1-20, doi:10.1615/HeatTransRes.2025056316
- [14] Sha Z., Lu J., Hao Q., Yin J., Liu Y., Zhang S., Numerical simulation of heat production and dissipation of ventilated brake disc for high-speed trains under the action of the flow field. *Applied Sciences*, 12 (2022) 10739, doi.org/10.3390/app122110739